

Shopping streets  
+  
Passages  
(shopping centre)  
=  
**722 locations**

### Codata method

- **On-site** data collections
- Distance covered by the data-collector: **19.4 km**
- **Annual** update
- Detailed **plans**
- Exhaustive within **Codata perimeters**



### Vacancy rate

2023 **4.1%**  2024 **5.7%**



### % Retailers

2023 **54.1%**  2024 **55.3%**

### Socio-demographic statistics <sup>(1)</sup>

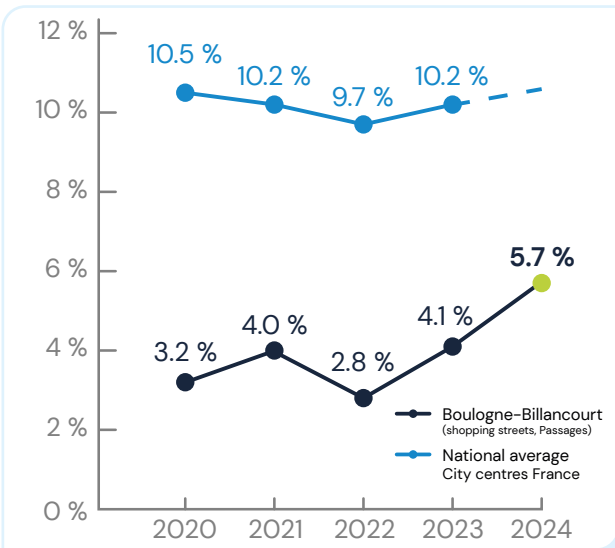
**121 585 inhabitants** <sup>(2)</sup>

Unemployment rate: **9.2%** <sup>(2)</sup>

<sup>(1)</sup> Boulogne-Billancourt Commune/Municipality

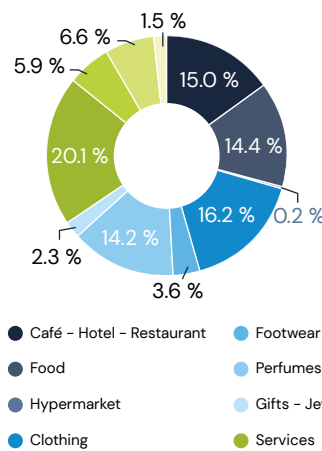
<sup>(2)</sup> INSEE Publication 2022 - Year 2019

### History of the vacancy rate

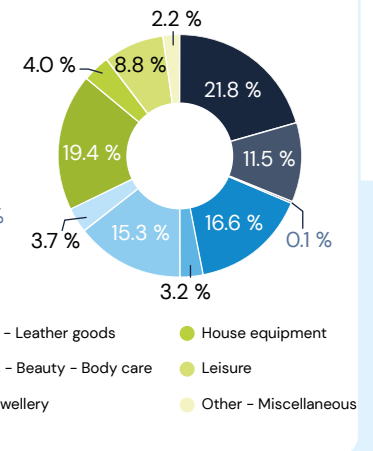


### Distribution of activities

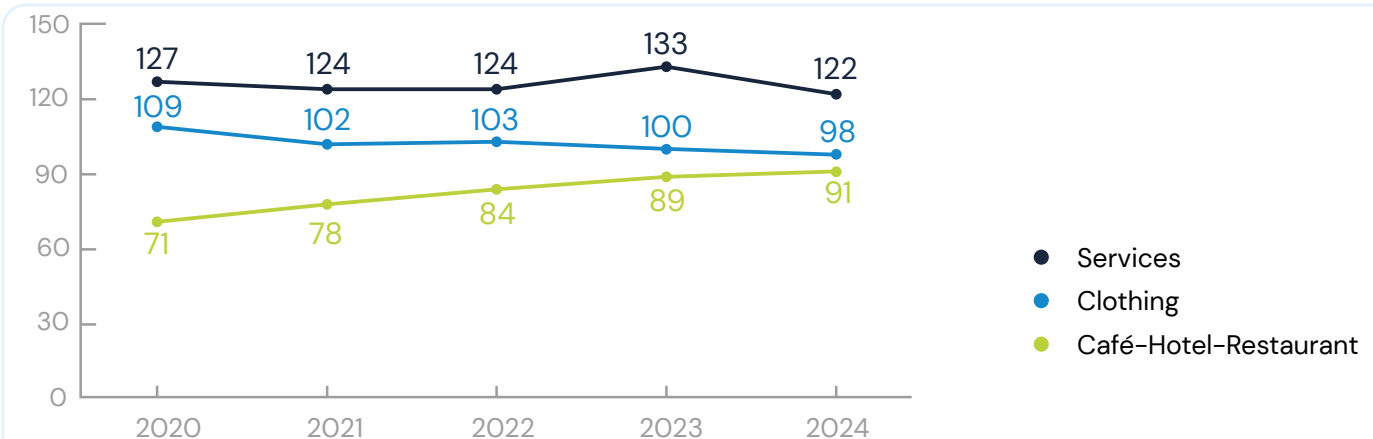
#### Boulogne-Billancourt City centre (2024)



#### National average City centres France (2023)



### Top 5 activities: number of shops



Codata perimeters can be modified from year to year according to the evolution of the commercial structure of studied sites.